

SUMMARY OF APPROPRIATIONS, ALLOTMENTS, OBLIGATIONS, DISBURSEMENTS AND BALANCES BY OBJECT OF EXPENDITURES
As of the Quarter Ending June 30, 2016

Department : State Universities and Colleges (SUCs)
Agency : Palompon Polytechnic State University
Operating Unit : N/A
Organization Code (UACS) : 080790000000
Funding Source Code (as clustered) : 01 - Regular Agency Fund
(e.g. Fund Cluster: 101,102, 151)

Authorization: 02 - Continuing Appropriations

Particulars	UACS CODE	Appropriation			Allotments					Current Year Obligations				Total
		Authorized Appropriation	Adjustments (Transfer To/From Realignment)	Adjusted Appropriations	Allotments Received	Adjustments (Withdrawal, Realignment)	Transfer To	Transfer From	Adjusted Total Allotments	1st Quarter Ending March 31	2nd Quarter Ending June 30	3rd Quarter Ending Sept. 30	4th Quarter Ending Dec. 31	
I. Agency Specific Budget														
Specific Budgets of National Government /	01102101	0	10,712,424	10,712,424	10,712,424	0	0	0	10,712,424	778,342	1,439,404	0	0	2,217,746
Maintenance and Other Operating Expense	0	0	757,966	757,966	757,966	0	0	0	757,966	285,154	292,822	0	0	577,976
Traveling Expenses	5020100000	0	4,627	4,627	4,627	0	0	0	4,627	4,627	0	0	0	4,627
Traveling Expenses - Local	5020101000	0	4,627	4,627	4,627	0	0	0	4,627	4,627	0	0	0	4,627
Traveling Expenses - Local	5020101000	0	4,627	4,627	4,627	0	0	0	4,627	4,627	0	0	0	4,627
Training and Scholarship Expenses	5020200000	0	559,284	559,284	559,284	0	0	0	559,284	262,176	164,585	0	0	426,761
Training Expenses	5020201000	0	65,880	65,880	65,880	0	0	0	65,880	37,200	28,680	0	0	65,880
Training Expenses	5020201002	0	65,880	65,880	65,880	0	0	0	65,880	37,200	28,680	0	0	65,880
Scholarship Grants/Expenses	5020202000	0	493,404	493,404	493,404	0	0	0	493,404	224,976	135,905	0	0	360,881
Scholarship Grants/Expenses	5020202000	0	493,404	493,404	493,404	0	0	0	493,404	224,976	135,905	0	0	360,881
Supplies and Materials Expenses	5020300000	0	3,241	3,241	3,241	0	0	0	3,241	3,241	0	0	0	3,241
Office Supplies Expenses	5020301000	0	3,241	3,241	3,241	0	0	0	3,241	3,241	0	0	0	3,241
Office Supplies Expenses	5020301002	0	3,241	3,241	3,241	0	0	0	3,241	3,241	0	0	0	3,241
Professional Services	5021100000	0	25,000	25,000	25,000	0	0	0	25,000	0	17,000	0	0	17,000
Legal Services	5021101000	0	8,000	8,000	8,000	0	0	0	8,000	0	0	0	0	0
Legal Services	5021101000	0	8,000	8,000	8,000	0	0	0	8,000	0	0	0	0	0
Auditing Services	5021102000	0	17,000	17,000	17,000	0	0	0	17,000	0	17,000	0	0	17,000
Auditing Services	5021102000	0	17,000	17,000	17,000	0	0	0	17,000	0	17,000	0	0	17,000
Repairs and Maintenance	5021300000	0	2,558	2,558	2,558	0	0	0	2,558	2,558	0	0	0	2,558
Repairs and Maintenance - Buildings and	5021304000	0	2,558	2,558	2,558	0	0	0	2,558	2,558	0	0	0	2,558
Buildings	5021304001	0	2,558	2,558	2,558	0	0	0	2,558	2,558	0	0	0	2,558
Taxes, Insurance Premiums and Other Fees	5021500000	0	155,222	155,222	155,222	0	0	0	155,222	4,518	111,237	0	0	115,755
Insurance Expenses	5021503000	0	155,222	155,222	155,222	0	0	0	155,222	4,518	111,237	0	0	115,755
Insurance Expenses	5021503000	0	155,222	155,222	155,222	0	0	0	155,222	4,518	111,237	0	0	115,755
Other Maintenance and Operating Expenses	5029900000	0	8,034	8,034	8,034	0	0	0	8,034	8,034	0	0	0	8,034
Advertising Expenses	5029901000	0	8,034	8,034	8,034	0	0	0	8,034	8,034	0	0	0	8,034

SUMMARY OF APPROPRIATIONS, ALLOTMENTS, OBLIGATIONS, DISBURSEMENTS AND BALANCES BY OBJECT OF EXPENDITURES
As of the Quarter Ending June 30, 2016

Department : State Universities and Colleges (SUCs)
Agency : Palompon Polytechnic State University
Operating Unit : N/A
Organization Code (UACS) : 080790000000
Funding Source Code (as clustered) : 01 - Regular Agency Fund

Authorization: 02 - Continuing Appropriations

(e.g. Fund Cluster: 101,102, 151)

Particulars	Current Year Disbursements					Balances			
	1st Quarter Ending March 31	2nd Quarter Ending June 30	3rd Quarter Ending Sept. 30	4th Quarter Ending Dec. 31	Total	Unreleased Appropriation s	Unobligated Allotment	Unpaid Obligations	
								Due and Demandable	Not Yet Due and Demandable
I. Agency Specific Budget									
Specific Budgets of National Government Agencies	759,882	1,439,404	0	0	2,199,286	0	8,494,678	0	18,460
Maintenance and Other Operating Expenses	266,694	292,822	0	0	559,516	0	179,990	0	18,460
Traveling Expenses	0	0	0	0	0	0	0	0	4,627
Traveling Expenses - Local	0	0	0	0	0	0	0	0	4,627
Traveling Expenses - Local	0	0	0	0	0	0	0	0	4,627
Training and Scholarship Expenses	262,176	164,585	0	0	426,761	0	132,523	0	0
Training Expenses	37,200	28,680	0	0	65,880	0	0	0	0
Training Expenses	37,200	28,680	0	0	65,880	0	0	0	0
Scholarship Grants/Expenses	224,976	135,905	0	0	360,881	0	132,523	0	0
Scholarship Grants/Expenses	224,976	135,905	0	0	360,881	0	132,523	0	0
Supplies and Materials Expenses	0	0	0	0	0	0	0	0	3,241
Office Supplies Expenses	0	0	0	0	0	0	0	0	3,241
Office Supplies Expenses	0	0	0	0	0	0	0	0	3,241
Professional Services	0	17,000	0	0	17,000	0	8,000	0	0
Legal Services	0	0	0	0	0	0	8,000	0	0
Legal Services	0	0	0	0	0	0	8,000	0	0
Auditing Services	0	17,000	0	0	17,000	0	0	0	0
Auditing Services	0	17,000	0	0	17,000	0	0	0	0
Repairs and Maintenance	0	0	0	0	0	0	0	0	2,558
Repairs and Maintenance - Buildings and Other Stru	0	0	0	0	0	0	0	0	2,558
Buildings	0	0	0	0	0	0	0	0	2,558
Taxes, Insurance Premiums and Other Fees	4,518	111,237	0	0	115,755	0	39,467	0	0
Insurance Expenses	4,518	111,237	0	0	115,755	0	39,467	0	0
Insurance Expenses	4,518	111,237	0	0	115,755	0	39,467	0	0
Other Maintenance and Operating Expenses	0	0	0	0	0	0	0	0	8,034
Advertising Expenses	0	0	0	0	0	0	0	0	8,034

SUMMARY OF APPROPRIATIONS, ALLOTMENTS, OBLIGATIONS, DISBURSEMENTS AND BALANCES BY OBJECT OF EXPENDITURES
As of the Quarter Ending June 30, 2016

Department : State Universities and Colleges (SUCs)
 Agency : Palompon Polytechnic State University
 Operating Unit : N/A
 Organization Code (UACS) : 080790000000
 Funding Source Code (as clustered) : 01 - Regular Agency Fund
 (e.g. Fund Cluster: 101,102, 151)

Authorization: 02 - Continuing Appropriations

Particulars	UACS CODE	Appropriation			Allotments					Current Year Obligations				
		Authorized Appropriation	Adjustments (Transfer To/From Realignment)	Adjusted Appropriations	Allotments Received	Adjustments (Withdrawal, Realignment)	Transfer To	Transfer From	Adjusted Total Allotments	1st Quarter Ending March 31	2nd Quarter Ending June 30	3rd Quarter Ending Sept. 30	4th Quarter Ending Dec. 31	Total
Advertising Expenses	5029901000	0	8,034	8,034	8,034	0	0	0	8,034	8,034	0	0	0	8,034
Capital Outlays	0	0	9,954,458	9,954,458	9,954,458	0	0	0	9,954,458	493,188	1,146,582	0	0	1,639,770
Property, Plant and Equipment Outlay	5060400000	0	9,954,458	9,954,458	9,954,458	0	0	0	9,954,458	493,188	1,146,582	0	0	1,639,770
Buildings and Other Structures	5060404000	0	9,954,458	9,954,458	9,954,458	0	0	0	9,954,458	493,188	1,146,582	0	0	1,639,770
Buildings	5060404001	0	9,954,458	9,954,458	9,954,458	0	0	0	9,954,458	493,188	1,146,582	0	0	1,639,770
Grand Total	0	0	10,712,424	10,712,424	10,712,424	0	0	0	10,712,424	778,342	1,439,404	0	0	2,217,746

SUMMARY OF APPROPRIATIONS, ALLOTMENTS, OBLIGATIONS, DISBURSEMENTS AND BALANCES BY OBJECT OF EXPENDITURES
As of the Quarter Ending June 30, 2016


Department : State Universities and Colleges (SUCs)
Agency : Palompon Polytechnic State University
Operating Unit : N/A
Organization Code (UACS) : 080790000000
Funding Source Code (as clustered) : 01 - Regular Agency Fund

Authorization: 02 - Continuing Appropriations


(e.g. Fund Cluster: 101,102, 151)

Particulars	Current Year Disbursements					Balances			
	1st Quarter Ending March 31	2nd Quarter Ending June 30	3rd Quarter Ending Sept. 30	4th Quarter Ending Dec. 31	Total	Unreleased Appropriation s	Unobligated Allotment	Unpaid Obligations	
								Due and Demandable	Not Yet Due and Demandable
Advertising Expenses	0	0	0	0	0	0	0	0	8,034
Capital Outlays	493,188	1,146,582	0	0	1,639,770	0	8,314,688	0	0
Property, Plant and Equipment Outlay	493,188	1,146,582	0	0	1,639,770	0	8,314,688	0	0
Buildings and Other Structures	493,188	1,146,582	0	0	1,639,770	0	8,314,688	0	0
Buildings	493,188	1,146,582	0	0	1,639,770	0	8,314,688	0	0
Grand Total	759,882	1,439,404	0	0	2,199,286	0	8,494,678	0	18,460


Certified Correct:


FLORENDA A. ALAYON
SAO for Budget
July 23, 2016


Certified Correct:


SARAH FRANCES C. BATE
CAO for Finance
July 23, 2016

Recommended by:


SARAH FRANCES C. BATE
CAO for Finance
July 23, 2016

Approved by:


NORBERTO C. OLAVIDIS
President
July 23, 2016