




**SUMMARY OF APPROVED BUDGET, UTILIZATIONS, DISBURSEMENTS AND BALANCES BY OBJECT OF EXPENDITURES**  
As of the Quarter Ending June 30, 2016

Department : State Universities and Colleges (SUCs)  
 Agency : Palompon Polytechnic State University  
 Operating Unit : N/A  
 Organization Code (UACS) : 080790000000  
 Funding Source Code (as clustered) : 07 - Trust Fund (Custodial Fund)

Particulars	UACS CODE	Approved Budget			Budget Utilization					Disbursements					Balances		
		Approved Budgeted Revenue	Adjustments (Additions, Reductions, Realignment)	Adjusted Budgeted Revenue	1st Quarter Ending March 31	2nd Quarter Ending June 30	3rd Quarter Ending Sept. 30	4th Quarter Ending Dec. 31	Total	1st Quarter Ending March 31	2nd Quarter Ending June 30	3rd Quarter Ending Sept. 30	4th Quarter Ending Dec. 31	Total	Unutilized Budget	Unpaid Utilization	
																Due and Demandable / Accounts Payable	Not Yet Due and Demandable
1	2	3	4	5=[3+(-)4]	6	7	8	9	10=(6+7+8+9)	11	12	13	14	15=(11+12+13+14)	16=(5-10)	17	18
<b>I. Agency Specific Budget</b>																	
<b>Maintenance and Other Operating Expenses</b>		<b>1,840,644</b>	-	<b>1,840,644</b>	-	-	-	-	-	-	-	-	-	-	<b>1,840,644</b>	-	-
Traveling Expenses	5020100000	150,000		150,000											150,000		
Traveling Expenses - Local	5020101000	150,000		150,000											150,000		
Traveling Expenses - Local	5020101000	150,000		150,000											150,000		
Supplies and Materials Expenses	5020300000	550,000		550,000											550,000		
Office Supplies Expenses	5020301000	250,000		250,000											250,000		
Office Supplies Expenses	5020301002	250,000		250,000											250,000		
Fuel, Oil and Lubricants Expenses	5020309000	100,000		100,000											100,000		
Fuel, Oil and Lubricants Expenses	5020309000	100,000		100,000											100,000		
Other Supplies and Materials Expenses	5020399000	200,000		200,000											200,000		
Other Supplies and Materials Expenses	5020399000	200,000		200,000											200,000		
General Services	5021200000	150,000		150,000											150,000		
Other General Services	5021299000	150,000		150,000											150,000		
Other General Services	5021299099	150,000		150,000											150,000		
Repairs and Maintenance	5021300000	320,000		320,000											320,000		
R & M - Buildings and Other Structures	5021304000	200,000		200,000											200,000		
School Buildings	5021304002	200,000		200,000											200,000		
R & M - Machinery and Equipment	5021305000	120,000		120,000											120,000		
Machinery	5021305001	120,000		120,000											120,000		
Other Maintenance and Operating Expenses	5029900000	670,644		670,644											670,644		
Other Maintenance and Operating Expenses	5029999000	670,644		670,644											670,644		
Other Maintenance and Operating Expenses	5029999099	670,644		670,644											670,644		
<b>Capital Outlays</b>		<b>2,155,950</b>	-	<b>2,155,950</b>	-	-	-	-	-	-	-	-	-	-	<b>2,155,950</b>	-	-
Machinery and Equipment	1060500000	500,000		500,000											500,000		
Other Machinery and Equipment	1060599000	500,000		500,000											500,000		
Other Machinery and Equipment	1060599000	500,000		500,000											500,000		
Furniture, Fixtures and Books	1060700000	955,000		955,000											955,000		
Books	1060702000	955,000		955,000											955,000		
Book	1060702000	955,000		955,000											955,000		
Property, Plant and Equipment Outlay	5060400000	700,950		700,950											700,950		
Buildings and Other Structures	5060404000	700,950		700,950											700,950		
School Buildings	5060404002	700,950		700,950											700,950		
<b>GRAND TOTAL</b>		<b>3,996,594</b>	-	<b>3,996,594</b>	-	-	-	-	-	-	-	-	-	-	<b>3,996,594</b>	-	-

Certified Correct:  
  
 FLORENDA A. ALAYON  
 SAO for Budget  
 Date: July 27, 2016

Recommending Approval:  
  
 SARAH FRANCES C. BATE  
 CAO for Finance  
 Date: July 27, 2016

Approved:  
  
 NORBERTO C. OLAVIDES  
 President  
 Date: July 27, 2016