


**STATEMENT OF APPROVED BUDGET, UTILIZATIONS, DISBURSEMENTS AND BALANCES**  
As of the Quarter Ending June 30, 2016

Department : State Universities and Colleges (SUCs)  
Agency : Palompon Polytechnic State University  
Operating Unit : N/A  
Organization Code (UACS) : 080790000000 (Off-Budgetary Fund)


Particulars	UACS CODE	Approved Budget			Budget Utilization					Disbursements					Balances		
		Approved Budgeted Revenue	Adjustments (Additions, Reductions, Realignment)	Adjusted Budgeted Revenue	1st Quarter Ending March 31	2nd Quarter Ending June 30	3rd Quarter Ending Sept. 30	4th Quarter Ending Dec. 31	Total	1st Quarter Ending March 31	2nd Quarter Ending June 30	3rd Quarter Ending Sept. 30	4th Quarter Ending Dec. 31	Total	Unutilized Budget	Unpaid Utilizations	
																Due and Demandabl	Not Yet Due and
1	2	3	4	5=(3+(-)4)	6	7	8	9	10=(6+7+8+9)	11	12	13	14	15=(11+12+13+14)	16=(5-10)	17	18
<b>I. Agency Approved Budget</b>																	
<b>Specific Budgets of National Government A</b>	<b>01101101</b>	<b>52,534,000</b>		<b>52,534,000</b>	<b>9,765,404</b>	<b>11,834,093</b>			<b>21,599,497</b>	<b>9,404,311</b>	<b>11,049,456</b>			<b>20,453,767</b>	<b>30,934,503</b>		<b>1,145,730</b>
<b>General Administration and Support</b>	0000010000000000	<b>7,948,878</b>		<b>7,948,878</b>	<b>1,557,347</b>	<b>2,965,394</b>			<b>4,522,741</b>	<b>1,556,128</b>	<b>2,746,039</b>			<b>4,302,167</b>	<b>3,426,137</b>		<b>220,574</b>
General Management and Supervision	1030010001000000	7,948,878		7,948,878	1,557,347	2,965,394			4,522,741	1,556,128	2,746,039			4,302,167	3,426,137		220,574
PS		2,300,000		2,300,000	556,335	578,471			1,134,806	556,335	578,471			1,134,806	1,165,194		-
MOOE		4,148,878		4,148,878	955,343	2,198,673			3,154,016	954,124	2,037,318			2,991,442	994,862		162,574
Fin Ex					100	250			350	100	250			350	(350)		-
CO		1,500,000		1,500,000	45,569	188,000			233,569	45,569	130,000			175,569	1,266,431		58,000
<b>Support to Operations</b>	0000020000000000	<b>3,752,400</b>		<b>3,752,400</b>	<b>537,813</b>	<b>635,308</b>			<b>1,173,121</b>	<b>537,813</b>	<b>537,341</b>			<b>1,075,154</b>	<b>2,579,279</b>		<b>97,967</b>
Auxiliary Services	2640020001000000	3,752,400		3,752,400	537,813	635,308			1,173,121	537,813	537,341			1,075,154	2,579,279		97,967
PS		240,000		240,000	80,092	77,086			157,178	80,092	77,086			157,178	82,822		-
MOOE		2,980,400		2,980,400	373,221	428,222			801,443	373,221	330,255			703,476	2,178,957		97,967
CO		532,000		532,000	84,500	130,000			214,500	84,500	130,000			214,500	317,500		-
<b>Operations</b>	0000030000000000	<b>40,832,722</b>		<b>40,832,722</b>	<b>7,670,244</b>	<b>8,233,391</b>			<b>15,903,635</b>	<b>7,310,370</b>	<b>7,766,076</b>			<b>15,076,446</b>	<b>24,929,087</b>		<b>827,189</b>
<b>MFO 1: HIGHER EDUCATION SERVICES</b>	0000030100000000	<b>35,288,281</b>		<b>35,288,281</b>	<b>7,153,619</b>	<b>6,616,064</b>			<b>13,769,683</b>	<b>6,793,960</b>	<b>6,164,322</b>			<b>12,958,282</b>	<b>21,518,598</b>		<b>811,401</b>
Provision of Higher Education Services Including P1,333,000 for Scholarships of Poor and Deserving Students (Expanded Students' Grants-In-Aid Program for Poverty Alleviation-	2640030101000000	35,288,281		35,288,281	7,153,619	6,616,064			13,769,683	6,793,960	6,164,322			12,958,282	21,518,598		811,401
PS		12,203,000		12,203,000	3,400,574	2,101,791			5,502,365	3,400,574	1,771,545			5,172,119	6,700,635		330,246
MOOE		16,680,281		16,680,281	3,065,045	4,072,283			7,137,328	2,985,386	3,670,787			6,656,173	9,542,953		481,155
CO		6,405,000		6,405,000	688,000	441,990			1,129,990	408,000	721,990			1,129,990	5,275,010		-
<b>MFO 2: RESEARCH SERVICES</b>	0000030200000000	<b>2,808,000</b>		<b>2,808,000</b>	<b>351,575</b>	<b>968,197</b>			<b>1,319,772</b>	<b>351,575</b>	<b>959,309</b>			<b>1,310,884</b>	<b>1,488,228</b>		<b>8,888</b>
Conduct of Research Services	2670030201000000	2,808,000		2,808,000	351,575	968,197			1,319,772	351,575	959,309			1,310,884	1,488,228		8,888
PS		763,000		763,000	152,666	125,295			277,961	152,666	125,295			277,961	485,039		-
MOOE		1,745,000		1,745,000	198,909	756,902			955,811	198,909	748,014			946,923	789,189		8,888
CO		300,000		300,000	86,000	86,000			86,000	86,000	86,000			86,000	214,000		-
<b>MFO 3: TECHNICAL ADVISORY EXTENSIO</b>	0000030300000000	<b>2,736,441</b>		<b>2,736,441</b>	<b>165,050</b>	<b>649,130</b>			<b>814,180</b>	<b>164,835</b>	<b>642,445</b>			<b>807,280</b>	<b>1,922,261</b>		<b>6,900</b>
Provision of Extension Services	2650030301000000	2,736,441		2,736,441	165,050	649,130			814,180	164,835	642,445			807,280	1,922,261		6,900
PS		620,000		620,000	100,503	108,263			208,766	100,503	108,263			208,766	411,234		-
MOOE		1,556,441		1,556,441	64,547	540,867			605,414	64,332	534,182			598,514	951,027		6,900
CO		560,000		560,000					-					-	560,000		-
<b>GRAND TOTAL</b>		<b>52,534,000</b>		<b>52,534,000</b>	<b>9,765,404</b>	<b>11,834,093</b>			<b>21,599,497</b>	<b>9,404,311</b>	<b>11,049,456</b>			<b>20,453,767</b>	<b>30,934,503</b>		<b>1,145,730</b>
PS		16,126,000		16,126,000	4,290,170	2,990,906			7,281,076	4,290,170	2,660,660			6,950,830	8,844,924		330,246
MOOE		27,111,000		27,111,000	4,657,065	7,996,947			12,654,012	4,575,972	7,320,556			11,896,528	14,456,988		757,484
FinEx					100	250			350	100	250			350	(350)		-
CO		9,297,000		9,297,000	818,069	845,990			1,664,059	538,069	1,067,990			1,606,059	7,632,941		58,000

Particulars	UACS CODE	Approved Budget			Budget Utilization					Disbursements					Balances		
		Approved Budgeted Revenue	Adjustments (Additions, Reductions, Realignment)	Adjusted Budgeted Revenue	1st Quarter Ending March 31	2nd Quarter Ending June 30	3rd Quarter Ending Sept. 30	4th Quarter Ending Dec. 31	Total	1st Quarter Ending March 31	2nd Quarter Ending June 30	3rd Quarter Ending Sept. 30	4th Quarter Ending Dec. 31	Total	Unutilized Budget	Unpaid Utilizations	
																Due and Demandabl	Not Yet Due and
1	2	3	4	5=(3+(-)4)	6	7	8	9	10=(6+7+8+9)	11	12	13	14	15=(11+12+13+14)	16=(5-10)	17	18
<b>Recapitulation by MFO:</b>																	
<b>OF WHICH:</b>																	
<b>Major Programs/Projects</b>																	
Key Result Area(s)																	
KRA No. 2 - Poverty reduction and empowerment of the poor and vulnerable	PK2	35,288,281	-	35,288,281	7,153,619	6,616,064	-	-	13,769,683	6,793,960	6,164,322	-	-	12,958,282	21,518,598	-	811,401
Operations	0000030000000000																
<b>MFO 1: HIGHER EDUCATION SERVICES</b>	0000030100000000																
Provision of Higher Education Services Including P1,333,000 for Scholarships of Poor and Deserving Students (Expanded Students' Grants-In-Aid Program for Poverty Alleviation-ESGP-PA) and P500,000 for Tulong Dunong	264003010100000	35,288,281	-	35,288,281	7,153,619	6,616,064	-	-	13,769,683	6,793,960	6,164,322	-	-	12,958,282	21,518,598	-	811,401
<b>MFO 2: RESEARCH SERVICES</b>	0000030200000000																
Conduct of Research Services	267003020100000	2,808,000	-	2,808,000	351,575	968,197	-	-	1,319,772	351,575	959,309	-	-	1,310,884	1,488,228	-	8,888
<b>MFO 3: TECHNICAL ADVISORY EXTENSIO</b>	0000030300000000																
Provision of Extension Services	265003030100000	2,736,441	-	2,736,441	165,050	649,130	-	-	814,180	164,835	642,445	-	-	807,280	1,922,261	-	6,900


Certified Correct:

  
 FLORENDA A. LAYON  
 SAO for Budget  
 Date: July 28, 2016

Recommending Approval:

  
 SARAH FRANCES C. BATE  
 CAO for Finance  
 Date: July 28, 2016

Approved by:

  
 NORBERTO C. OLAVIDES  
 President  
 Date: July 28, 2016