

**MONTHLY REPORT OF DISBURSEMENT
FOR THE MONTH OF JUNE 2016**


FAR No.4

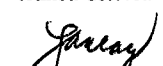
Department : STATE UNIVERSITIES AND COLLEGES
 Agency : PALOMPON INSTITUTE OF TECHNOLOGY
 Operating Units :
 Organization Code (UACS) : 08 079 00 00000
 Funding Source (as clustered) : 1 General Fund


Particulars	CURRENT YEAR BUDGET					PRIOR YEAR'S BUDGET											TRUST LIABILITIES				GRAND TOTAL						
	PS	MOOE	FE	CO	TOTAL	PRIOR YEAR'S BUDGET ACCOUNTS PAYABLE					CURRENT YEAR'S ACCOUNTS PAYABLE					TOTAL	SUB-TOTAL	PS	MOOE	CO	TOTAL	PS	MOOE	FE	CO	TOTAL	
						PS	MOOE	FE	CO	Sub-Total	PS	MOOE	FE	CO	Sub-Total												
1	2	3	4	5	6=(2+3+4+5)	7	8	9	10	11=(7+8+9+10)	12	13	14	15	16=(12+13+14+15)	17=(11+16)	18=(6+17)	19	20	21	22=(19+20+21)	23	24	25	26	27=(23+24+25+26)	
Notice of Cash Allocation (NCA)	7,977,125.00	1,503,000.00			9,482,125.00				1,911,000.00	1,911,000.00						1,911,000.00	11,393,125.00				-	7,977,125.00	1,503,000.00	-	1,911,000.00	11,393,125.00	
MDS Checks Issued	3,493,536.81	684,095.63			4,177,632.44				479,310.26	479,310.26						479,310.26	4,656,942.70				-	3,493,536.81	684,095.63	-	479,310.26	4,656,942.70	
Advice to Debit Account	2,341,955.31	834,956.44			3,176,911.75				3,725,981.08	3,725,981.08						3,725,981.08	6,902,892.83				-	2,341,955.31	834,956.44	-	3,725,981.08	6,902,892.83	
Working Fund (NCA issued to BTr)																											
Tax Remittance Advices Issued (TRA)	886,371.91	34,022.65			920,394.56				240,546.25	240,546.25						240,546.25	1,160,940.81				-	886,371.91	34,022.65	-	240,546.25	1,160,940.81	
Cash Disbursement Ceiling (CDC)																											
Non-Cash Availment Authority (NCAA)																											
Others (CDT, BTr Docs Stamps, etc)																											
TOTAL	6,721,864.03	1,553,074.72	-	-	8,274,938.75				4,445,837.59	4,445,837.59					-	4,445,837.59	12,720,776.34	-	-	-	-	6,721,864.03	1,553,074.72	-	4,445,837.59	12,720,776.34	

Summary:	Previous Report	This month (June)	As of Date	Total Disbursements Program	Previous Report	This month (June)	As of Date
Total Disbursement Authorities Received	61,955,909.92	12,554,065.81	74,509,975.73	Total Disbursements Program	50,904,000.00	10,383,000.00	61,287,000.00
NCA	58,452,256.00	11,393,125.00	69,845,381.00	Less: *Actual Disbursement	47,732,806.34	12,720,776.34	60,453,582.68
Working Fund	-	-	-	(Over)/Under spending	3,171,193.66	(2,337,776.34)	833,417.32
TRA	3,503,653.92	1,160,940.81	4,664,594.73				
CDC	-	-	-				
NCAA	-	-	-				
Others (CDT,BTrDocs Stamp etc)	-	-	-				
Less: Notice of transfer Allocations (NTA)issued	-	-	-				
Total Disbursement Authorities Availbale	61,955,909.92	12,554,065.81	74,509,975.73				
Less: Lapsed NCA	6,567,034.73	7,489,358.32	14,056,393.05				
Disbursements*	47,732,806.34	12,720,776.34	60,453,582.68				
Balance of Disbursements Authorities as of to date	<u>7,656,068.85</u>	<u>(7,656,068.85)</u>	-				

Notes: The use of NTA is discouraged
 *Amounts should tally

Certified Correct:

 SARAH FRANCIS C. BATE
 Chief Adm. Officer for Finance
 Date : July 22, 2016

Certified Correct:

 FLORENDA A. ALAYON
 Supervising Adm. Officer for Budget
 Date : July 22, 2016

Approved by:

 NORBERTO C. OLAVIDES
 President
 Date : July 22, 2016