

**STATEMENT OF APPROVED BUDGET, UTILIZATIONS, DISBURSEMENTS AND BALANCES**  
**As of the Quarter Ending September 30, 2016**

Department : State Universities and Colleges (SUCs)  
 Agency : Palompon Polytechnic State University  
 Operating Unit : N/A  
 Organization Code (UACS) : 080790000000

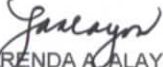
Particulars	UACS CODE	Approved Budget			Budget Utilization				
		Approved Budgeted Revenue	Adjustments (Additions, Reductions, Realignment)	Adjusted Budgeted Revenue	1st Quarter Ending March 31	2nd Quarter Ending June 30	3rd Quarter Ending Sept. 30	4th Quarter Ending Dec. 31	Total
1	2	3	4	5=[3+(-)4]	6	7	8	9	10=(6+7+8+9)
<b>I. Agency Approved Budget</b>									
<b>Internally Generated Income</b>									
<b>General Administration and Support</b>	05206441	52,534,000		52,534,000	9,765,404	11,834,093	17,360,656		38,960,153
General Management and Supervision	0000010000000000	9,948,878		9,948,878	1,557,347	2,965,394	3,083,870		7,606,611
PS	1030010001000000	9,948,878		9,948,878	1,557,347	2,965,394	3,083,870		7,606,611
MOOE		2,300,000		2,300,000	556,335	578,471	617,198		1,752,004
Fin Ex		6,648,878		6,648,878	955,343	2,198,673	2,446,476		5,600,492
CO					100	250	225		575
Support to Operations	0000020000000000	1,000,000		1,000,000	45,569	188,000	19,971		253,540
Auxiliary Services	2640020001000000	3,752,400		3,752,400	537,813	635,308	423,728		1,596,849
PS		3,752,400		3,752,400	537,813	635,308	423,728		1,596,849
MOOE		240,000		240,000	80,092	77,086	72,151		229,329
CO		2,980,400		2,980,400	373,221	428,222	351,577		1,153,020
Operations	0000030000000000	532,000		532,000	84,500	130,000			214,500
<b>MFO 1: HIGHER EDUCATION SERVICES</b>	0000030100000000	38,832,722		38,832,722	7,670,244	8,233,391	13,853,058		29,756,693
Provision of Higher Education Services	2640030101000000	33,288,281		33,288,281	7,153,619	6,616,064	13,146,870		26,916,553
PS		33,288,281		33,288,281	7,153,619	6,616,064	13,146,870		26,916,553
MOOE		12,203,000		12,203,000	3,400,574	2,101,791	4,994,681		10,497,046
Fin Ex		17,680,281		17,680,281	3,065,045	4,072,283	7,679,184		14,816,512
CO		3,405,000		3,405,000	688,000	441,990	473,005		1,602,995
<b>MFO 2: RESEARCH SERVICES</b>	0000030200000000	2,808,000		2,808,000	351,575	968,197	484,077		1,803,849
Conduct of Research Services	2670030201000000	2,808,000		2,808,000	351,575	968,197	484,077		1,803,849
PS		763,000		763,000	152,666	125,295	149,881		427,842
MOOE		1,745,000		1,745,000	198,909	756,902	334,196		1,290,007
CO		300,000		300,000		86,000			86,000
<b>MFO 3: TECHNICAL ADVISORY EXTENSION SERVICES</b>	0000030300000000	2,736,441		2,736,441	165,050	649,130	222,111		1,036,291
Provision of Extension Services	2650030301000000	2,736,441		2,736,441	165,050	649,130	222,111		1,036,291
PS		620,000		620,000	100,503	108,263	98,888		307,654
MOOE		1,556,441		1,556,441	64,547	540,867	123,223		728,637
CO		560,000		560,000					
<b>GRAND TOTAL</b>		52,534,000		52,534,000	9,765,404	11,834,093	17,360,656		38,960,153
PS		16,126,000		16,126,000	4,290,170	2,990,906	5,932,799		13,213,875
MOOE		30,611,000		30,611,000	4,657,065	7,996,947	10,934,656		23,588,668
Fin Ex					100	250	225		575
CO		5,797,000		5,797,000	818,069	845,990	492,976		2,157,035

**STATEMENT OF APPROVED BUDGET, UTILIZATIONS, DISBURSEMENTS AND BALANCES**  
**As of the Quarter Ending September 30, 2016**


Department : State Universities and Colleges (SUCs)  
 Agency : Palompon Polytechnic State University  
 Operating Unit : N/A  
 Organization Code (UACS) : 080790000000

Particulars	Disbursements					Balances			
	1st Quarter Ending March 31	2nd Quarter Ending June 30	3rd Quarter Ending Sept. 30	4th Quarter Ending Dec. 31	Total	Unutilized Budget	Unpaid Utilizations		
	11	12	13	14	15=(11+12+13+14)		16=(5-10)	Demandable / Accounts	Not Yet Due and Demandable
1	11	12	13	14	15=(11+12+13+14)	16=(5-10)	17	18	
<b>I. Agency Approved Budget</b>									
<b>Internally Generated Income</b>	9,404,311	11,049,456	17,360,656		37,814,423	13,573,847		1,145,730	
<b>General Administration and Support</b>	1,556,128	2,746,039	3,083,870		7,386,037	2,342,267		220,574	
General Management and Supervision	1,556,128	2,746,039	3,083,870		7,386,037	2,342,267		220,574	
PS	556,335	578,471	617,198		1,752,004	547,996			
MOOE	954,124	2,037,318	2,446,476		5,437,918	1,048,386		162,574	
Fin Ex	100	250	225		575	(575)			
CO	45,569	130,000	19,971		195,540	746,460		58,000	
<b>Support to Operations</b>	537,813	537,341	423,728		1,498,882	2,155,551		97,967	
Auxiliary Services	537,813	537,341	423,728		1,498,882	2,155,551		97,967	
PS	80,092	77,086	72,151		229,329	10,671			
MOOE	373,221	330,255	351,577		1,055,053	1,827,380		97,967	
CO	84,500	130,000			214,500	317,500			
<b>Operations</b>	7,310,370	7,766,076	13,853,058		28,929,504	9,076,029		827,189	
<b>MFO 1: HIGHER EDUCATION SERVICES</b>	6,793,960	6,164,322	13,146,870		26,105,152	6,371,728		811,401	
Including P1,333,000 for Scholarships of	6,793,960	6,164,322	13,146,870		26,105,152	6,371,728		811,401	
PS	3,400,574	1,771,545	4,994,681		10,166,800	1,705,954		330,246	
MOOE	2,985,386	3,670,787	7,679,184		14,335,357	2,863,769		481,155	
CO	408,000	721,990	473,005		1,602,995	1,802,005			
<b>MFO 2: RESEARCH SERVICES</b>	351,575	959,309	484,077		1,794,961	1,004,151		8,888	
Conduct of Research Services	351,575	959,309	484,077		1,794,961	1,004,151		8,888	
PS	152,666	125,295	149,881		427,842	335,158			
MOOE	198,909	748,014	334,196		1,281,119	454,993		8,888	
CO		86,000			86,000	214,000			
<b>MFO 3: TECHNICAL ADVISORY EXTENSION SERVICES</b>	164,835	642,445	222,111		1,029,391	1,700,150		6,900	
Provision of Extension Services	164,835	642,445	222,111		1,029,391	1,700,150		6,900	
PS	100,503	108,263	98,888		307,654	312,346			
MOOE	64,332	534,182	123,223		721,737	827,804		6,900	
CO						560,000			
<b>GRAND TOTAL</b>	9,404,311	11,049,456	17,360,656		37,814,423	13,573,847		1,145,730	
PS	4,290,170	2,660,660	5,932,799		12,883,629	2,912,125		330,246	
MOOE	4,575,972	7,320,556	10,934,656		22,831,184	7,022,332		757,484	
Fin Ex	100	250	225		575	(575)			
CO	538,069	1,067,990	492,976		2,099,035	3,639,965		58,000	


Certified Correct:

  
FLORENDA A. ALAYON  
SAO for Budget  
Date: October 24, 2016

Recommending Approval:

  
SARAH FRANCES C. BATE  
CAO for Finance  
Date: October 24, 2016

Approved by:

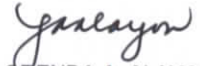
  
ANGELITA F. PAJARON  
OIC - President  
Date: October 24, 2016

STATEMENT OF APPROVED BUDGET, UTILIZATIONS, DISBURSEMENTS AND BALANCES  
As of the Quarter Ending September 30, 2016


Department : State Universities and Colleges (SUCs)  
Agency : Palompon Polytechnic State University  
Operating Unit : N/A  
Organization Code (UACS) : 080790000000

Particulars	UACS CODE	Approved Budget			Budget Utilization					Disbursements					Balances		
		Approved Budgeted Revenue	Adjustments (Additions, Reductions, Realign)	Adjusted Budgeted Revenue	1st Quarter Ending March 31	2nd Quarter Ending June 30	3rd Quarter Ending Sept. 30	4th Quarter Ending Dec. 31	Total	1st Quarter Ending March 31	2nd Quarter Ending June 30	3rd Quarter Ending Sept. 30	4th Quarter Ending Dec. 31	Total	Unutilized Budget	Unpaid Utilizations	
																Due and Demand	Not Yet Due
1	2	3	4	5=[3+(-)4]	6	7	8	9	10=(6+7+8+9)	11	12	13	14	15=(11+12+13)	16=(5-10)	17	18
<b>I. Agency Approved Budget</b>																	
Inter Operations	07308601	3,996,594		3,996,594											3,996,594		
MFO 1: HIGHER EDUC	0000030000000000	3,996,594		3,996,594											3,996,594		
Provision of Higher Educ	264003010100000	3,996,594		3,996,594											3,996,594		
PS MOOE		1,840,644		1,840,644											1,840,644		
CO		2,155,950		2,155,950											2,155,950		
<b>GRAND TOTAL</b>		<b>3,996,594</b>		<b>3,996,594</b>											<b>3,996,594</b>		
PS MOOE		1,840,644		1,840,644											1,840,644		
FinEx CO		2,155,950		2,155,950											2,155,950		

Certified Correct:

  
FLORENDA A. ALAYON  
SAO for Budget  
Date: October 24, 2016

Recommending Approval:

  
SARAH FRANCES C. BATE  
CAO for Finance  
Date: October 24, 2016

Approved by:

  
ANGELITA F. PAJARON  
OIC President  
Date: October 24, 2016