

STATEMENT OF APPROVED BUDGET, UTILIZATIONS, DISBURSEMENTS AND BALANCES
As of September 30, 2016

Department: State Universities and Colleges (SUCs)
Agency: Palompon Polytechnic State University
Operating Unit: N/A
Organization Code (UACS): 080790000000

PARTICULARS	UACS CODE	APPROVED BUDGET			BUDGET UTILIZATION					DISBURSEMENTS					BALANCES		
		Approved Budgeted Revenue	Adjustments (Additions, Reduction, Realignment)	Adjusted Budgeted Revenue	1st Quarter Ending March 31	2nd Quarter Ending June 30	3rd Quarter Ending Sept. 30	4th Quarter Ending Dec. 31	Total	1st Quarter Ending March 31	2nd Quarter Ending June 30	3rd Quarter Ending Sept. 30	4th Quarter Ending Dec. 31	Total	Unutilized Budget	Unpaid Utilizations	
																Due and Demandable / Accounts Payable	Not Yet Due and Demandable
1	2	3	4	5=3+(4)	6	7	8	9	10=(6+7+8+9)	11	12	13	14	15=(11+12+13+14)	16=(5-10)	17	18
I. Agency Approved Budget																	
Internally Generated Income	05206441	52,534,000.00		52,534,000.00	9,765,404.00	11,834,093.00	17,360,656.00		38,960,153.00	9,404,311.00	11,049,456.00	17,360,656.00		37,814,423.00	13,573,847.00		1,145,730.00
General Administration and Support	0000010000000000	9,948,878.00		9,948,878.00	1,557,347.00	2,965,394.00	3,083,870.00		7,606,611.00	1,556,128.00	2,746,039.00	3,083,870.00		7,386,037.00	2,342,267.00		220,574.00
General Management and Supervision	1030010001000000	9,948,878.00		9,948,878.00	1,557,347.00	2,965,394.00	3,083,870.00		7,606,611.00	1,556,128.00	2,746,039.00	3,083,870.00		7,386,037.00	2,342,267.00		220,574.00
PS		2,300,000.00		2,300,000.00	556,335.00	578,471.00	617,198.00		1,752,004.00	556,335.00	578,471.00	617,198.00		1,752,004.00	547,996.00		
MOOE		6,648,878.00		6,648,878.00	955,343.00	2,198,673.00	2,446,476.00		5,600,492.00	954,124.00	2,037,318.00	2,446,476.00		5,437,918.00	1,048,386.00		162,574.00
Fin Ex					100.00	250.00	225.00		575.00	100.00	250.00	225.00		575.00	(575.00)		
CO		1,000,000.00		1,000,000.00	45,569.00	188,000.00	19,971.00		253,540.00	45,569.00	130,000.00	19,971.00		195,540.00	746,460.00		58,000.00
Support to Operations	0000020000000000	3,752,400.00		3,752,400.00	537,813.00	635,308.00	423,728.00		1,596,849.00	537,813.00	537,341.00	423,728.00		1,498,882.00	2,155,551.00		97,967.00
Auxiliary Services	2640020001000000	3,752,400.00		3,752,400.00	537,813.00	635,308.00	423,728.00		1,596,849.00	537,813.00	537,341.00	423,728.00		1,498,882.00	2,155,551.00		97,967.00
PS		240,000.00		240,000.00	80,092.00	77,066.00	72,151.00		229,329.00	80,092.00	77,066.00	72,151.00		229,329.00	10,671.00		
MOOE		2,980,400.00		2,980,400.00	373,221.00	428,222.00	351,577.00		1,153,020.00	373,221.00	330,255.00	351,577.00		1,055,053.00	1,827,380.00		97,967.00
CO		532,000.00		532,000.00	84,500.00	130,000.00			214,500.00	84,500.00	130,000.00			214,500.00	317,500.00		
Operations	0000030000000000	38,832,722.00		38,832,722.00	7,670,244.00	8,233,391.00	13,853,058.00		29,756,893.00	7,310,370.00	7,768,076.00	13,853,058.00		28,929,504.00	9,076,029.00		827,189.00
MFO 1: HIGHER EDUCATION SERVICES	0000030100000000	33,288,281.00		33,288,281.00	7,153,619.00	6,616,064.00	13,146,870.00		26,916,553.00	6,793,960.00	6,164,322.00	13,146,870.00		26,105,152.00	6,371,728.00		811,401.00
Provision of Higher Education Services Including P1,333,000 for Scholarships of Poor and Deserving Students (Expanded Students' Grants-In-Aid Program for Poverty Alleviation-ESGP-PA) and P500,000 for Tukong Dunong	2640030101000000	33,288,281.00		33,288,281.00	7,153,619.00	6,616,064.00	13,146,870.00		26,916,553.00	6,793,960.00	6,164,322.00	13,146,870.00		26,105,152.00	6,371,728.00		811,401.00
PS		12,203,000.00		12,203,000.00	3,400,574.00	2,101,791.00	4,994,681.00		10,497,046.00	3,400,574.00	1,771,545.00	4,994,681.00		10,166,800.00	1,705,954.00		330,246.00
MOOE		17,680,281.00		17,680,281.00	3,065,045.00	4,072,283.00	7,679,184.00		14,816,512.00	2,985,386.00	3,670,787.00	7,679,184.00		14,335,357.00	2,863,769.00		481,155.00
CO		3,405,000.00		3,405,000.00	688,000.00	441,990.00	473,005.00		1,602,995.00	408,000.00	721,990.00	473,005.00		1,602,995.00	1,802,005.00		
MFO 2: RESEARCH SERVICES	0000030200000000	2,808,000.00		2,808,000.00	351,575.00	988,197.00	484,077.00		1,803,849.00	351,575.00	959,309.00	484,077.00		1,794,961.00	1,004,151.00		8,888.00
Conduct of Research Services	2670030201000000	2,808,000.00		2,808,000.00	351,575.00	988,197.00	484,077.00		1,803,849.00	351,575.00	959,309.00	484,077.00		1,794,961.00	1,004,151.00		8,888.00
PS		763,000.00		763,000.00	152,866.00	125,295.00	149,881.00		427,842.00	152,866.00	125,295.00	149,881.00		427,842.00	335,158.00		
MOOE		1,745,000.00		1,745,000.00	198,909.00	756,902.00	334,196.00		1,280,007.00	198,909.00	748,014.00	334,196.00		1,281,119.00	454,933.00		8,888.00
CO		300,000.00		300,000.00	86,000.00				86,000.00		86,000.00			86,000.00	214,000.00		
MFO 3: TECHNICAL ADVISORY EXTENSION SERVICES	0000030300000000	2,736,441.00		2,736,441.00	165,050.00	649,130.00	222,111.00		1,036,291.00	164,835.00	642,445.00	222,111.00		1,029,391.00	1,700,150.00		6,900.00
Provision of Extension Services	2650030301000000	2,736,441.00		2,736,441.00	165,050.00	649,130.00	222,111.00		1,036,291.00	164,835.00	642,445.00	222,111.00		1,029,391.00	1,700,150.00		6,900.00
PS		620,000.00		620,000.00	100,503.00	108,263.00	98,888.00		307,654.00	100,503.00	108,263.00	98,888.00		307,654.00	312,346.00		
MOOE		1,556,441.00		1,556,441.00	64,547.00	540,867.00	123,223.00		728,637.00	64,332.00	534,182.00	123,223.00		721,737.00	827,804.00		6,900.00
CO		560,000.00		560,000.00										560,000.00			
GRAND TOTAL		52,534,000.00		52,534,000.00	9,765,404.00	11,834,093.00	17,360,656.00		38,960,153.00	9,404,311.00	11,049,456.00	17,360,656.00		37,814,423.00	13,573,847.00		1,145,730.00
PS		16,126,000.00		16,126,000.00	4,290,170.00	2,990,906.00	5,932,799.00		13,213,875.00	4,290,170.00	2,860,660.00	5,932,799.00		12,883,629.00	2,912,125.00		330,246.00
MOOE		30,811,000.00		30,811,000.00	4,657,065.00	7,986,947.00	10,934,656.00		23,588,668.00	4,575,972.00	7,320,556.00	10,934,656.00		22,831,184.00	7,022,332.00		757,484.00
FinEx					100.00	250.00	225.00		575.00	100.00	250.00	225.00		575.00	(575.00)		
CO		5,797,000.00		5,797,000.00	818,069.00	845,990.00	492,976.00		2,157,035.00	538,069.00	1,067,990.00	492,976.00		2,099,035.00	3,639,965.00		58,000.00

Certified Correct:


FLORENDA A. ALAYON

Agency Budget Officer

Date: October 24, 2016

Certified Correct:


SARAH FRANCES C. BATE

Agency Chief Accountant

Date: October 24, 2016


Recommended By:


SARAH FRANCES C. BATE

Director, FMS

Date: October 24, 2016

Approved By:


ANGELITA F. PAJARON

Head of Agency or Authorized
Representative

Date: October 24, 2016

STATEMENT OF APPROVED BUDGET, UTILIZATIONS, DISBURSEMENTS AND BALANCES
As of September 30, 2016

Department: State Universities and Colleges (SUCs)
Agency: Palompon Polytechnic State University
Operating Unit: N/A
Organization Code (UACS): 080790000000


PARTICULARS	UACS CODE	APPROVED BUDGET			BUDGET UTILIZATION					DISBURSEMENTS					BALANCES			
		Approved Budgeted Revenue	Adjustments (Additions, Reduction, Realignment)	Adjusted Budgeted Revenue	1st Quarter Ending March 31	2nd Quarter Ending June 30	3rd Quarter Ending Sept. 30	4th Quarter Ending Dec. 31	Total	1st Quarter Ending March 31	2nd Quarter Ending June 30	3rd Quarter Ending Sept. 30	4th Quarter Ending Dec. 31	Total	Unutilized Budget	Unpaid Utilizations		
																Due and Demandable / Accounts Payable	Not Yet Due and Demandable	
1	2	3	4	5=3+(-)4	6	7	8	9	10=(6+7+8+9)	11	12	13	14	15=(11+12+13+14)	16=(5-10)	17	18	
I. Agency Approved Budget																		
Inter	07308601	3,996,594.00		3,996,594.00											3,996,594.00			
Operations	0000030000000000	3,996,594.00		3,996,594.00											3,996,594.00			
MFO 1: HIGHER EDUCATION SERVICES	0000030100000000	3,996,594.00		3,996,594.00											3,996,594.00			
Provision of Higher Education Services Including P1,333,000 for Scholarships of Poor and Deserving Students (Expanded Students' Grants-In-Aid Program for Poverty Alleviation-ESGP-PA) and P500,000 for Tulong Dunong	2640030101000000	3,996,594.00		3,996,594.00											3,996,594.00			
MOOE		1,840,644.00		1,840,644.00											1,840,644.00			
CO		2,155,950.00		2,155,950.00											2,155,950.00			
GRAND TOTAL		3,996,594.00		3,996,594.00											3,996,594.00			
PS																		
MOOE		1,840,644.00		1,840,644.00											1,840,644.00			
FinEx																		
CO		2,155,950.00		2,155,950.00											2,155,950.00			

Certified Correct:


FLORENDA A. ALAYON
Agency Budget Officer

Date: October 24, 2016

Certified Correct:


SARAH FRANCES C. BATE
Agency Chief Accountant


Date: October 24, 2016

Recommended By:


SARAH FRANCES C. BATE
Director, FMB

Date: October 24, 2016

Approved By:


ANGELITA F. PAJARON
Head of Agency or Authorized Representative

Date: October 24, 2016