

**STATEMENT OF APPROPRIATIONS, ALLOTMENTS, OBLIGATIONS, DISBURSEMENTS AND BALANCES**  
**As of the Quarter Ending September 30, 2015**

Department : STATE UNIVERSITIES AND COLLEGES  
 Agency : PALOMPON INSTITUTE OF TECHNOLOGY  
 Operating Unit :  
 Organization Code (UACS) : 08 079 00 00000  
 Funding Source Code : 01102101

	Current Year Appropriations
	Supplemental Appropriations
X	Continuing Appropriations

Particulars	UACS CODE	Appropriations			Allotments			Current Year Obligations				
		Authorized Appropriation	Adjustments (Transfer To/From, Realignment)	Adjusted Appropriations	Allotments Received	Adjustments (Withdrawal, Realignment)	Adjusted Total Allotments	1st Quarter ending March 31	2nd Quarter ending June 30	3rd Quarter ending Sept 30	4th Quarter ending December 31	Total
1	2	3	4	5=(3+4)	6	7	10=[{6+(-)7} 8+9]	11	12	13	14	15=(11+12+13+14)
Continuing Appropriations	1 02 101	-	34,123,916	34,123,916	-	34,123,916	34,123,916	1,612,840	4,320,060	3,917,880	-	9,850,780
CO	1 02 409	-	34,123,916	34,123,916	-	34,123,916	34,123,916	1,612,840	4,320,060	3,917,880	-	9,850,780
Sub-Total - Continuing Appropriations		-	34,123,916	34,123,916	-	34,123,916	34,123,916	1,612,840	4,320,060	3,917,880	-	9,850,780
CO		-	34,123,916	34,123,916	-	34,123,916	34,123,916	1,612,840	4,320,060	3,917,880	-	9,850,780

## STATEMENT OF APPROPRIATIONS, ALLOTMENTS, OBLIGATIONS, DISBURSEMENTS AND BALANCES


As of the Quarter Ending September 30, 2015

**Department** : STATE UNIVERSITIES AND COLLEGES  
**Agency** : PALOMPON INSTITUTE OF TECHNOLOGY  
**Operating Unit** :  
**Organization Code (UACS)** : 08 079 00 00000  
**Funding Source Code** : 01102101


	Current Year Appropriations
	Supplemental Appropriations
X	Continuing Appropriations

Particulars	UACS CODE	Current Year Disbursements					Balances			
		1st Quarter ending March 31	2nd Quarter ending June 30	3rd Quarter ending Sept 30	4th Quarter ending December 31	Total	Unreleased Appropriation	Unobligated Allotment	Unpaid Obligations	
		(15-20)=(23+24)	Due and Demandable	Not Yet Due and Demandable						
1	2	16	17	18		20=(16+17+18+19)	21=(5-10)	22=(10-15)	23	24
Continuing Appropriations	1 02 101	1,612,840	4,320,060	3,917,880	-	9,850,780	-	24,273,136		
Capital Outlay	1 02 409	1,612,840	4,320,060	3,917,880	-	9,850,780	-	24,273,136	-	-
Sub-Total - Continuing Appropriations		1,612,840	4,320,060	3,917,880	-	9,850,780	-	24,273,136	-	-
CO		1,612,840	4,320,060	3,917,880	-	9,850,780	-	24,273,136	-	-

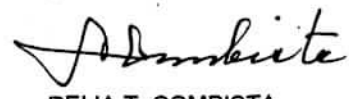
**Certified Correct:**

  
 FLORENDA A. ALAYON  
 SAO for Budget  
 Date: October 23, 2015

**Recommending Approval:**

  
 SARAH FRANCES C. BATE  
 CAO for Finance  
 Date: October 23, 2015

**Approved By:**

  
 DELIA T. COMBISTA  
 President  
 Date: October 23, 2015