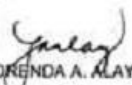


FINANCIAL REPORT OF OPERATION
As of December 31, 2011
In Thousand Pesos


Department: STATE UNIVERSITIES AND COLLEGES
Agency: PALOMPON INSTITUTE OF TECHNOLOGY
Fund: GENERAL FUND (101)

Program/Activity/Project Allotment Class (1)	Available Allotment			Obligations Incurred This Quarter (5)	Unobligated Balance of Allotment (6)=(4)-(5)	REMARKS (7)
	Balance Previous Quarter (2)	This Quarter (3)	Total (4)=(2)+(3)			
CURRENT YEAR						
A. PROGRAM(S)						
I. GASS						
PS	3,595		3,595	3,595	-	
MOOE	316		316	316	-	
Sub-Total	3,911	-	3,911	3,911	-	
II. SUPPORT TO OPERATIONS						
a. AUXILIARY SERVICES						
PS	249		249	249	-	
MOOE	16		16	16	-	
Sub-Total	265	-	265	265	-	
III. OPERATIONS						
a.1 HIGHER EDUCATION						
PS	10,425	45	10,470	10,470	-	
MOOE	758		758	758	-	
Sub-Total	11,183	45	11,229	11,229	-	
a.2 MRVNPC, TABANGO CAMPUS						
PS	4,019		4,019	4,019	-	
MOOE	194		194	194	-	
Sub-Total	4,213	-	4,213	4,213	-	
III.b RESEARCH SERVICES						
PS	238		238	238	-	
MOOE	84		84	84	-	
Sub-Total	322	-	322	322	-	
III.c EXTENSION SERVICES						
PS	143		143	143	-	
MOOE	62		62	62	-	
Sub-Total	205	-	205	205	-	
TOTAL FOR CURRENT YEAR APPROPRIATIONS	20,099	45	20,144	20,144	-	
BUDGETARY ADJUSTMENTS						
2nd Tranche PS Adjustment - per NBC	1,759	3	1,762	1,762	-	
2nd Tranche RLIP Adjustment - per NBC	181	0	181	181	-	
3rd Tranche PS Adjustment - per NBC	2,011	3	2,013	2,013	-	
3rd Tranche RLIP Adjustment - per NBC	181	0	182	182	-	
Productivity Enhancement Incentive		2,161	2,161	2,161	-	
TOTAL BUDGETARY ADJUSTMENTS	4,132	2,167	6,299	6,299	-	
PRIOR YEARS' BUDGET (Continuing Appropriations)						
PS						
MOOE						
CO						
Sub-Total						
TOTAL PRIOR YEAR'S BUDGET						
GRAND TOTAL	24,231	2,213	26,443	26,443	-	

Certified Correct:


FLORENDA A. ALAYON
Supervising Adm. Officer for Budgeting
9-Jan-11

Submitted by:


DELIA T. COMBISTA
President
9-Jan-11

FINANCIAL REPORT OF OPERATION
As of December 31, 2011
In Thousand Pesos

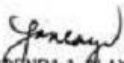
Department: STATE UNIVERSITIES AND COLLEGES
 Agency: PALOMPON INSTITUTE OF TECHNOLOGY
 Fund: TRUST FUND (164)

Program/Activity/Project Allotment Class (1)	Available Income			Obligations Incurred This Quarter (5)	Unobligated Balance of Income (6)=(4)-(5)	REMARKS (7)
	Balance Previous Quarter (2)	This Quarter (3)	Total (4)=(2)+(3)			
CURRENT YEAR						
A. PROGRAM(S)						
Ia GASS						
PS	1,564	150	1,714	1,671	43	
MOOE	559	2,000	2,559	2,193	366	
CO	1,749		1,749	1,017	732	
Sub-Total	3,872	2,150	6,022	4,881	1,141	
III.a OPERATIONS						
1. HIGHER EDUCATION						
PS	1,254	2,261	3,515	3,436	79	
MOOE	533	1,800	2,333	2,039	294	
CO	1,661	19	1,680	1,480	200	
Sub-Total	3,448	4,080	7,528	6,955	573	
2. MRVNPC, TABANGO CAMPUS						
PS	394		394	4	390	
MOOE	99	1,000	1,099	896	203	
CO	218	215	433	127	306	
Sub-Total	711	1,215	1,926	1,027	899	
3. College of Advanced Education						
PS	113	400	513	383	130	
MOOE	479	137	616	66	550	
CO	210	50	260		260	
Sub-Total	803	587	1,390	449	941	
III.b OPERATIONS						
Research Services						
PS	287	40	327		327	
MOOE	319	8	327	27	300	
CO	141	59	200		200	
Sub-Total	747	107	854	27	827	
III.c EXTENSION SERVICES						
PS	43	10	53	47	6	
MOOE	15		15	8	7	
Sub-Total	58	10	68	55	13	
TOTAL Regular Programs	9,639	8,149	17,788	13,394	4,394	
IV. FIDICIARY FUNDS						
C.1.a NROTC Fee						
PS	8	45	53	36	17	
MOOE	19	5	24	8	16	
CO	14	4	18	7	11	
Sub-Total	41	54	95	51	44	
C.1.b Athletics Fee						
MOOE	(6)	270	264	(23)	287	
Sub-Total	(6)	270	264	(23)	287	
C.1.b1 Scuba Fee						
MOOE	(12)	260	248	123	125	
Sub-Total	(12)	260	248	123	125	
C.1.c Guidance Fee						
PS	81	37	118	12	106	
MOOE	309	80	389	52	337	
CO	187	20	207	42	165	
Sub-Total	577	137	714	106	608	
C.1.d Medical Dental Fee						
PS	260	18	278	18	260	
MOOE	850	180	1,030	31	999	
CO	830	361	991	23	968	
Sub-Total	1,740	559	2,299	72	2,227	

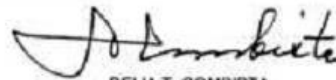
Fund: TRUST FUND (164)

Program/Activity/Project Allotment Class (1)	Available Income			Obligations Incurred This Quarter (5)	Unobligated Balance of Income (6)=(4)-(5)	REMARKS (7)
	Balance Previous Quarter (2)	This Quarter (3)	Total (4)=(2)+(3)			
C.1.e Library Fee						
PS	7	50	57	45	12	
MOOE	130	102	232	67	165	
CO	4	300	304	196	108	
Sub-Total	141	452	593	308	285	
C.1.f Cultural Fee						
PS	4	21	25	11	14	
MOOE	(127)	291	164	132	32	
CO	-	20	20		20	
Sub-Total	(123)	332	209	143	66	
C.1.g Computer Fee						
PS	95	14	109	9	100	
MOOE	384	143	507	67	440	
CO	464	56	520	20	500	
Sub-Total	923	213	1,136	96	1,040	
C.1.h Laboratory Fee						
MOOE	162	100	262		262	
CO	100	123	223		223	
Sub-Total	262	223	485	-	485	
C.1.i Simulator Fee						
MOOE	100	5	105		105	
CO	30	21	51		51	
Sub-Total	130	26	156	-	156	
C.1.j NSTP Fee						
PS	20	34	54	27	27	
MOOE	306		306	1	305	
CO	50		50		50	
Sub-Total	376	34	410	28	382	
C.1.k KVNR Book Rental						
MOOE	294	93	387	38	349	
CO	242	56	298	198	100	
Sub-Total	536	149	685	236	449	
C.1.l Speech Lab Fee						
MOOE	135	14	149		149	
Sub-Total	135	14	149	-	149	
C.1.m Practice Teaching Lab Fee						
PS	53	5	58	2	56	
MOOE	41	6	47		47	
Sub-Total	94	11	105	2	103	
C.1.n KVNR Loan Fund						
MOOE	58	27	85		85	
Sub-Total	58	27	85	-	85	
C.1.o STUFFAP						
MOOE	42	0	42		42	
Sub-Total	42	0	42	-	42	
C.1.p SAFE Loan						
MOOE	28	24	52		52	
Sub-Total	28	24	52	-	52	
C.1.q TESDA						
PS	25		25		25	
MOOE	157		157		157	
Sub-Total	182	-	182	-	182	
TOTAL Fiduciary Fees	5,124	2,785	7,909	1,142	6,767	
GRAND TOTAL	14,762	10,934	25,697	14,536	11,161	

Certified Correct:


 FLORENDA A. BLAYON
 Supervising Adm. Officer for Budgeting
 11-Jan-12

Submitted by:


 DELIA T. COMBISTA
 President
 11-Jan-12